

 **RHIEM**

stock light
order overview

Contents

1 Overview.....	3
2 Installation	3
3 Using the plugin	3
4 Support	4
5 License Agreement	4

RHIEM Intermedia GmbH	Gildeweg 10
General Manager:	46562 Voerde
Franz Rhiem	
Dr.-Ing Stefan Rhiem	
René Tanzer	info@rhiem.com
	www.rhiem.com

1 Overview

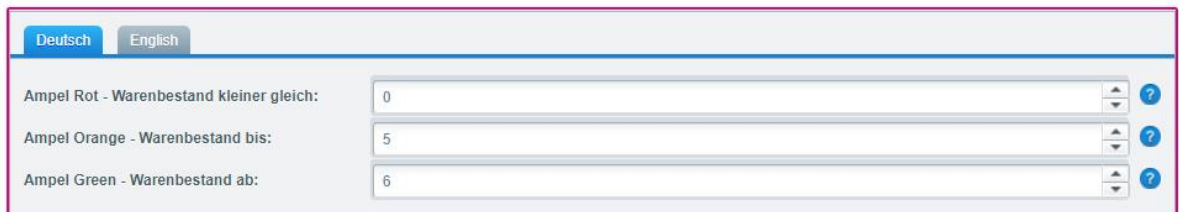
In the Shopware Backend, it is not possible to determine quickly and conveniently in the order overview, without looking at the order in detail, which goods of the order are in stock with little or no stock. That's where this plugin comes in. After the installation you receive this important information right beside each order in the form of an icon.

The following icons are displayed:

- **RED:**
The purchase order contains goods that have stock less than or equal to zero.
- **ORANGE:**
The purchase order contains goods that are in stock between 1 and 5.
- **GREEN:**
The order can be shipped. Goods are in stock.

The stored values are stored as default in the plugin backend.

If other values are required in the order overview, the quantities can be changed in the plugin configuration. (Fig.1)



The screenshot shows a configuration window with two tabs: 'Deutsch' and 'English'. Below the tabs are three input fields with labels and values:

- Ampel Rot - Warenbestand kleiner gleich: 0
- Ampel Orange - Warenbestand bis: 5
- Ampel Green - Warenbestand ab: 6

Fig.1 - Configuration of warehouse stock possible.

2 Installation

Install the plugin using the Plugin Manager (details on the Plugin Manager can be found in the [Shopware Wiki](#)).

3 Using the plugin

After the installation no further steps are necessary. As soon as you open the order overview, the display is on the right side. (Fig. 2)

























Bestelln.	Betrag	Transakt.	Zahlung	Versand	Shop	Kunde	E-Mail	Aktueller Bestellst.	Aktueller Zahlungs	Lagerbestand	
20005	6,40		Man	Stm	Dist	Querschnitt, Dattler	mailto:querschnitt@rhiem.de	0000	0000		  
20006	6,40		Man	Stm	Dist	Querschnitt, Dattler	mailto:querschnitt@rhiem.de	0000	0000		  
20007	1,00		Man	Stm	Dist	Querschnitt, Dattler	mailto:querschnitt@rhiem.de	0000	0000		  
1000	1,00		Man	Stm	Dist	Querschnitt, Dattler	mailto:querschnitt@rhiem.de	0000	0000		  
1000	1,00		Man	Stm	Dist	Querschnitt, Dattler	mailto:querschnitt@rhiem.de	0000	0000		  
1000	1,00		Man	Stm	Dist	Querschnitt, Dattler	mailto:querschnitt@rhiem.de	0000	0000		  

Fig. 2 - Display in the backend of the order overview.

4 Support

Do you have any questions or would you like to customize this plug-in to your individual requirements?

Please use the support function in your [Shopware-Plugin-Account](#)

Do you need help meeting your Shopware requirements? Please use our contact form at <https://rhiem.com/en/contact/>

or send us an email at: shopware@rhiem.com

We look forward to hearing from you!

5 License Agreement

Please note our license agreement: <https://rhiem.com/license-agreement.pdf>

By using our plugin you confirm that you have read the license agreement and agree with it.